





SUBJECT AND GRADE	SOCIAL SCIENCES – GRADE 9 GEOGRAPHY	
TERM 3	Week 6 – Lesson 6	
LINK WITH TEACHING AND ASSESSMENT PLAN	TOPIC: Development Issues: (Focus – South Africa and the world) Sub topic: Opportunities for Development	
AIM OF LESSON	<p>You must know:</p> <ul style="list-style-type: none"> • what the approaches to development is. • how these approaches contribute towards development opportunities. • how to describe and distinguish between the concepts alternative development, sustainable development and fair trade. 	
INTRODUCTION	<p>You must remember from previous grade/current grade/previous lesson:</p> <ul style="list-style-type: none"> • what the meaning of development and its indicators are 	
SKILLS	<p>You must be able to:</p> <ul style="list-style-type: none"> • to name and describe the types of approaches to development as well as give examples of each. • read and interpret information on various sources and types of graphs. • read and interpret sources in order to be able to answer data response questions. • answer paragraph type questions. 	
ACTIVITIES/ASSESSMENT	<p>Complete the:</p> <ul style="list-style-type: none"> • activity for this lesson on page 4. • additional activities in you textbook. 	
CONSOLIDATION	<ul style="list-style-type: none"> • Report back on learner task and following the media. 	
SOURCES (where needed)	Paper based sources	Digital sources
	<ul style="list-style-type: none"> • Lesson on page 3 • Activity on page 4 • Textbook: Development Issues: Opportunities of Development 	<p>The key to sustainable development (video) https://www.youtube.com/watch?v=NrNQzCjI8A4</p> <p>What is fair trade (video) https://www.youtube.com/watch?v=aetw560Xihg</p> <p>Alternative development (video) https://www.youtube.com/watch?v=RSD8cYORCco https://www.thelearningtrust.org/asp-treasure-box</p> <p>News on radio, tv and in newspapers regarding economic and social issues</p>


LESSON DETAILS FOR LESSON 6

SUBJECT	SOCIAL SCIENCES: GEOGRAPHY		TERM 3	14 – 18 SEPTEMBER 2020
	GRADE	9		
	Skills (WHAT am I going to teach/guide/support...)	Teaching methodology/Approach (WHAT am I going to teach/guide/support...)	Sources/ LTSM (WHAT am I going to use to teach/guide/support...)	
 TEACHER ACTIVITIES	Ways of identifying and describing the different opportunities for development	Refer to and give a short explanation of the different approaches to development	Textbook: Opportunities for Development Any applicable sources not in learner textbook.	
	The meaning of the concepts alternative development, human development model, alternative industrialisation, sustainable development and fair trade	Explain the different approaches to development Use applicable sources to enhance the lesson.	Lesson on page 3 based on Geographic inquiry route. You Tube video clips	
	Read and interpretation of sources including the video clips	Explain different concepts pertaining to topic using sources. Refer to the lesson on page 3 and digital sources on page 1 .	Textbook: Opportunities for development Any applicable sources not in learner textbook.	
	Read and interpretation of graphs, statistics Paragraph writing techniques.	Explain the reading and interpretation of graphs and statistics using examples. Write short paragraphs	Learner activity on page 4 . Learners complete activity, assess it and feedback is given.	
	Refer to the above mentioned points regarding the content of the lesson	Parents should encourage the following: <ul style="list-style-type: none"> • Listen, read and watch news on radio, tv and in newspapers regarding development opportunities in South Africa and the world. • Watch You Tube video clips included in the lesson (page 1). 	<ul style="list-style-type: none"> • Lesson on page 3 • Learner textbook • Junior school Atlas • Newspaper reports • Television • You Tube video clips • Internet 	
 LEARNER ACTIVITIES	<ol style="list-style-type: none"> 1. First read through the learner activity on page 4 to determine what content and skills are needed to be able to answer data response questions. 2. Work through the lesson on page 3 by asking the questions geographers ask e.g. What is it? 3. Start now to answer the activity without going back to the lesson. 4. Check your answers by referring to the content of the lesson and rectify mistakes made. 5. Compare your answers to that of your teacher's to determine whether you have completed the activity successfully. 			

Study this topic with the following questions in mind!

TOPIC: Opportunities for development

Approaches to development: What is it?

1. ALTERNATIVE DEVELOPMENT	2. SUSTAINABLE DEVELOPMENT	3. EQUITABLE TRADING
<p>Focusses on sustainable farming & wellbeing of people with less emphasis on industry.</p>	<p>Meeting the needs of the present without compromising the needs of the future generations. Aim is to balance economic, social and environmental development.</p>	<p>Mutually beneficial trade between buyer and seller.</p>
Examples of alternative development	Examples of sustainable development	Examples of equitable trading
<p>1.1 Human development model:</p> <ul style="list-style-type: none"> • Emphasis on needs of people • Puts people's well-being 1st (basic needs philosophy) • Provides basic infrastructure e.g. clean water, decent housing, primary health care, education, training • Strives toward self-sufficiency 	<p>2.1 Education and training:</p> <ul style="list-style-type: none"> • Education programmes about climate change, disaster risks, biodiversity, poverty, consumption etc. to change attitudes of people. 	<p>3.1 Fair trade:</p> <ul style="list-style-type: none"> • Trading conditions where producers of products in developing countries receive a fair deal. • It guarantees a minimum price for products. • It secures the rights of small farmers • It is a trading partnership based on transparency <div style="text-align: center;">  </div> <p>Fair Trade drives development (Five Facts):</p> <ul style="list-style-type: none"> • Fair trade promotes development because it guarantees a minimum price for products. • It results in a higher and more stable income. • It is possible to finance health, education and environmental projects. • Fair trade contributes to sustainability. • It limits poverty.
<p>1.2 Alternative industrialisation:</p> <ul style="list-style-type: none"> • Integrated development Plans (IDP's) that focus on economic & social development; involves communities, local and national government and business; it considers existing conditions, problems and resources. • Green Approaches that focus on the use of sustainable energy sources that does not harm people & the environment and is renewable e.g. water, wind and sun - no greenhouse gasses (GHG) • Alternative technologies that are environmentally friendly, labour intensive & energy-efficient e.g. wind turbines or bioenergy. Appropriate technology (technology that suit the needs and the geographic and living conditions of those who use them) e.g. traditional ox ploughing instead of western machines etc. 	<p>2.2 Rural development:</p> <ul style="list-style-type: none"> • Focuses on fighting poverty, hunger & unemployment by building/improving roads, community gardens, electricity and communication networks. 	
	<p>2.3 Community-based initiatives:</p> <ul style="list-style-type: none"> • Organisations that provide counselling, trauma support, parenting support and training e.g. FAMSA 	

Compiled by: Lorna McPherson, Hyran Gillion, André Jacobs

Acknowledgements: Mr Gerhard Kroukamp


LESSON 6 LEARNER ACTIVITY: The Human Development Index

Use the information on Page 3 and your textbook to complete the following activity and questions in your workbook.

6.1 Give the correct word/term for the following descriptions:

- (i) Mutually beneficial trade that benefits the buyer and the seller.
- (ii) Development that meet the needs of the present population without compromising the needs of future generations.
- (iii) Development where the focus is on sustainable farming and the wellbeing of people.
- (iv) A specific development approach that emphasises the basic needs of people.
- (v) A specific development approach where the focus is on the use of sustainable energy sources.
- (vi) Technology that suit the needs and geographic and living conditions of those who use it.

6.2 Study the figures A-D below and then answer the questions that follow:



6.2.1 Refer to figure A.

- (a) Identify the type of economic development in figure A.
- (b) State TWO negative impacts of the type of development you mentioned in QUESTION 10.2.1 (a) on the environment.
- (c) Suggest TWO ways in which the type of development approach you mentioned in QUESTION 10.2.1 (a) can lower its impact on the environment.
- (d) In a paragraph of approximately 80 words, discuss the social and economic benefits of the development approach you mentioned in QUESTION 10.2.1 (a).

6.2.2 **Refer to figure B.**

- (a) Identify the type of trade relationship in figure B.
- (b) Define the type of trade relationship you mentioned in QUESTION 10.2.2 (a).
- (c) State how the type of trade you mentioned in QUESTION 10.2.2 (a) benefits producers in developing countries.

6.2.3 **Refer to figure C that shows an example of alternative technology.**

- (a) What is the technology used for in figure C?
- (b) Name three characteristics of alternative technology.
- (c) Define the term appropriate technology.
- (d) Explain why the development of appropriate technologies are important for developing countries of the world.

6.2.4 **Refer to figure D which is an example of a service related to the human development model.**

- (a) Identify the basic need shown in figure D.
- (b) Name five basic needs of people.
- (c) What is the focus of the human development model?
- (d) Define the term self-sufficiency.
- (e) List the aspects of a person's well-being.

