

# Chapter 5 / Hoofstuk 5

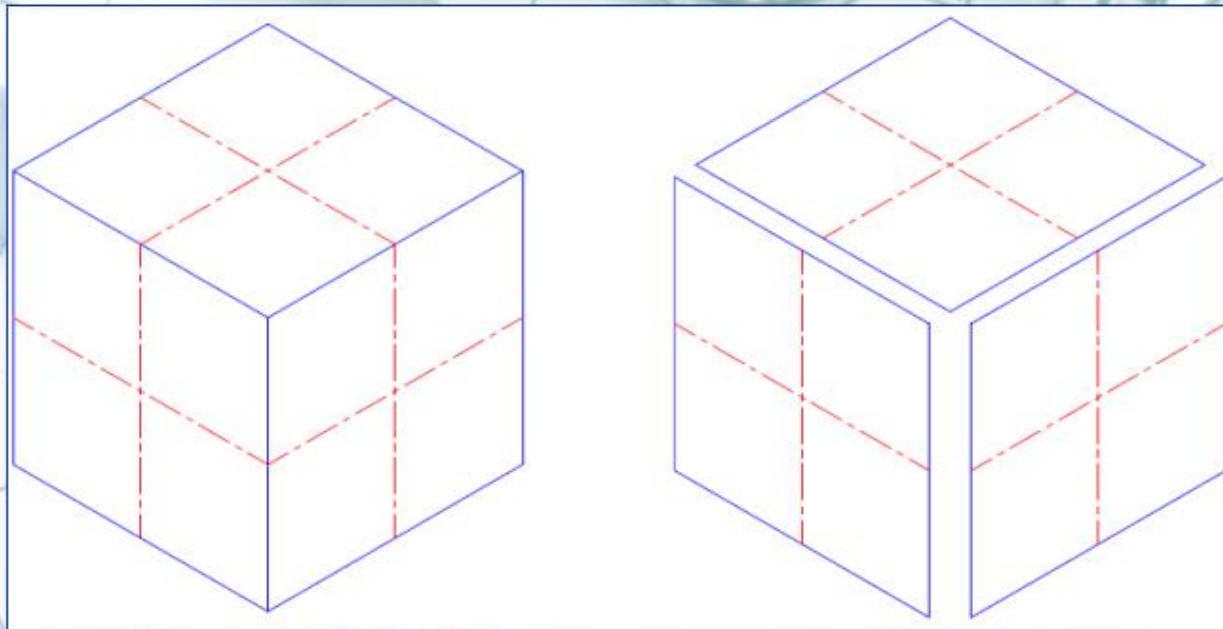
**ISOMETRIC DRAWINGS – p. 51**  
**ISOMETRIESE TEKENINGE – bl. 51**

## QUESTION:

Draw an isometric circle on each of the three sides of the isometric cube.

## VRAAG:

Teken 'n isometriese sirkel op al drie kante van die isometriese kubus.



---


**Step 1**

**Stap 1**

---

DRAW AN ISOMETRIC  
BOX EQUAL IN SIZE TO  
THE DIAMETER OF THE  
CIRCLE.

TEKEN 'N ISOMETRIESE  
VIERKANT GELYK AAN  
DIE DIAMETER VAN DIE  
SIRKEL.

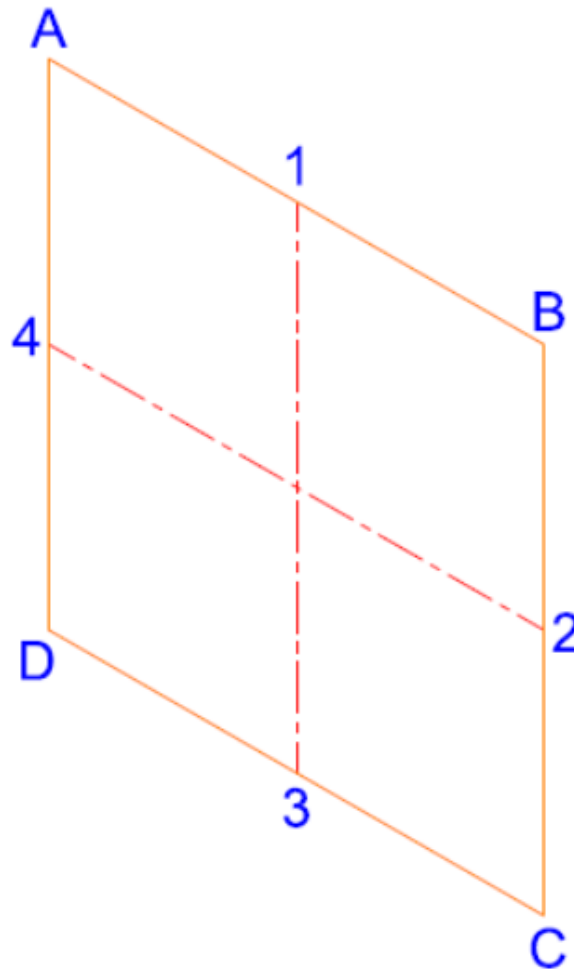


**Step 2**

**Stap 2**

DIVIDE THE BOX INTO  
FOUR EQUAL-SIZED  
QUADRANTS.

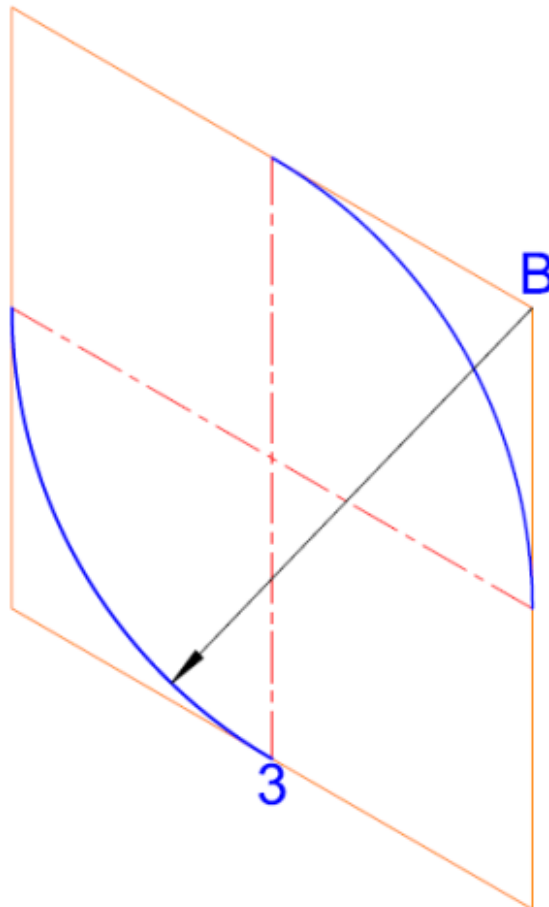
VERDEEL DIE VIERKANT  
IN VIER GELYKE  
KWADRANTE.



**Step 3**  
**Stap 3**

'OBTUSE ANGLE'  
WITH B AS THE CENTRE  
AND B3 AS THE RADUIS  
SCRIBE THE ARC.

'STOMPHOEKE'  
TREK 'N BOOG MET B  
AS DIE MIDDELPUNT EN  
B3 AS DIE RADUIS.



---

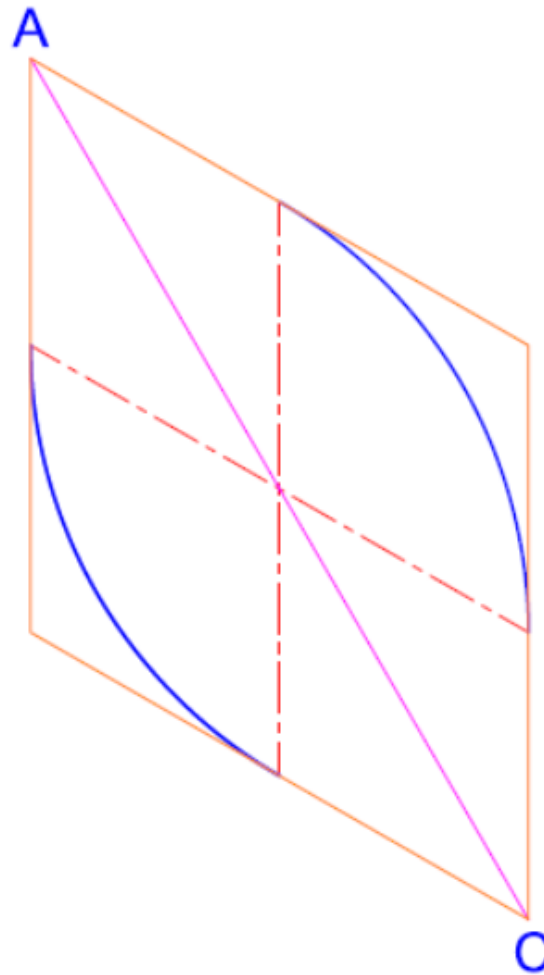
---

**Step 4**  
**Stap 4**

---

'ACUTE ANGLE'  
JOIN THE CORNERS AC.

'SKERPHOEKE'  
VERBIND HOEKE AC.

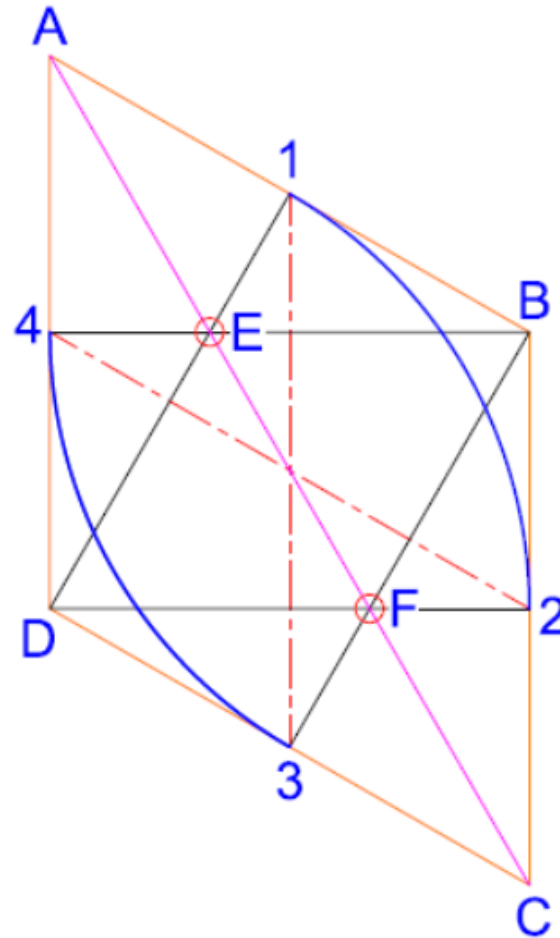


## Step 5

## Step 5

TO FIND THE CENTRE E  
AND F, JOIN 1 TO D TO  
FIND CENTRE E, AND 3  
TO B TO FIND CENTRE F

VERBIND 1 MET D EN  
3 MET B OM  
MIDDELPUNTE E EN F  
TE BEPAAL.



**Step 6**

**Stap 6**

COMPLETE THE  
ISOMETRIC CIRCLE BY  
SCRIBING THE ARC E1  
AND F3.

VOLTOOI DIE  
ISOMETRIESE SIRKEL  
DEUR BOË E1 EN  
F3 TE TREK.

